









































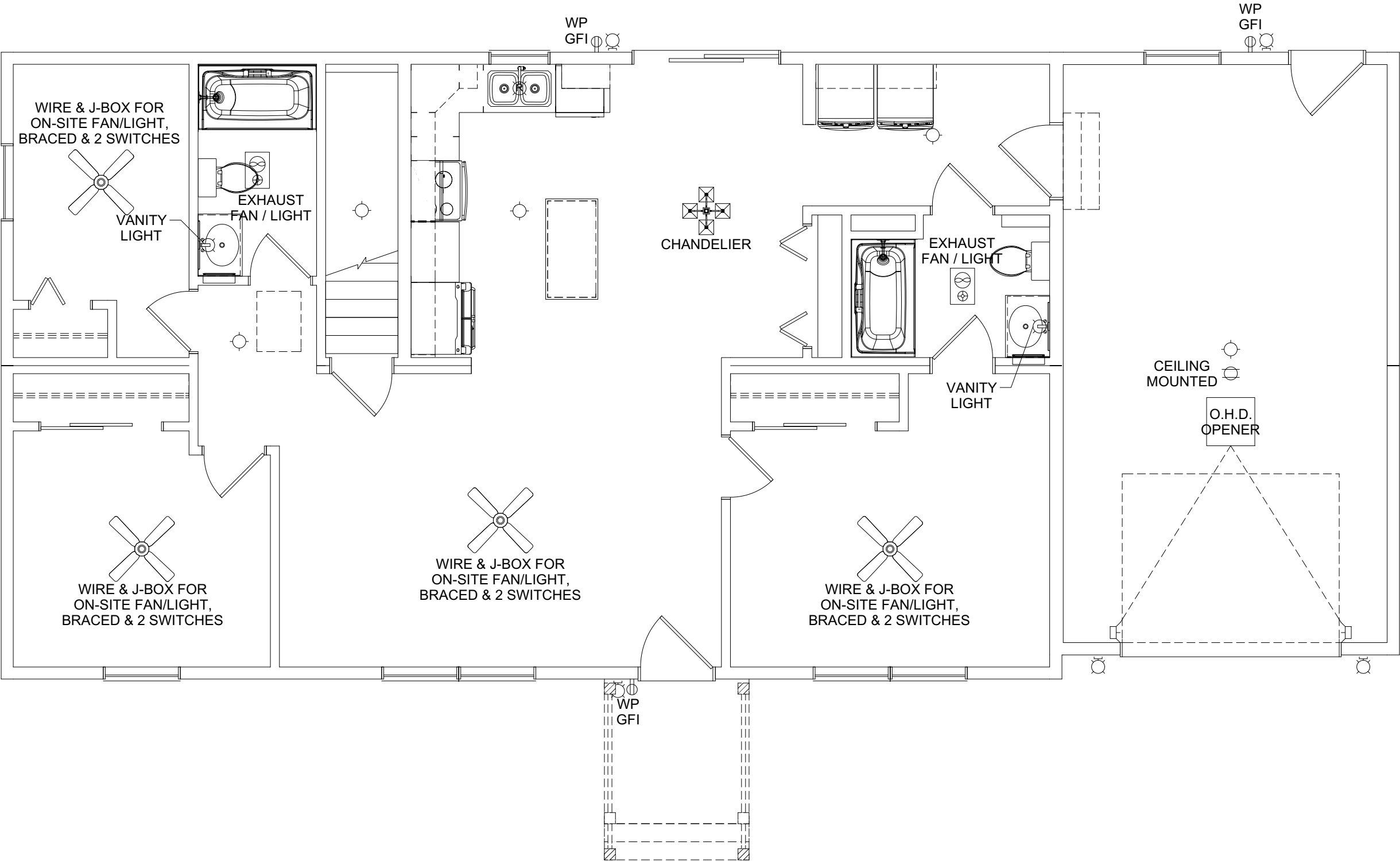




ELECTRICAL LEGEND	
	ELECTRIC PANEL
	METER
	LIGHT SWITCH
	3 WAY LIGHT SWITCH
	4 WAY LIGHT SWITCH
	SINGLE DIMMER LIGHT SWITCH
	3 WAY DIMMER LIGHT SWITCH
	110V DUPLEX RECEPTACLE
	110V DUPLEX SPLIT RECEPTACLE
	EXTERIOR WP GFI OUTLET
	220V DUPLEX RECEPTACLE
	CEILING MOUNTED OUTLET
	FLOOR OUTLET
	QUADRUPLEX RECEPTACLE
	STANDARD CEILING LIGHT
	PENDANT LIGHT
	RECESSED LIGHT
	UNDER CABINET LIGHT
	CHANDELIER LIGHT
	VANITY WALL MOUNT LIGHT
	WALL SCONCE
	EXTERIOR WALL LIGHT
	SPOT LIGHT
	MOTION LIGHT
	FLUORESCENT
	JUNCTION BOX
	EXHAUST FAN
	EXHAUST FAN / LIGHT
	EXHAUST FAN, LIGHT & HEAT
	CEILING FAN OR FAN/LIGHT -SEE PLAN FOR INFO
	SMOKE DETECTOR
	CO/SMOKE DETECTOR
	TV
	PHONE
	HUMIDISTAT
	THERMOSTAT
	ETHERNET
	CABLE
	DOOR CHIME
	DOORBELL
	EMERGENCY LIGHTING
	EXIT SIGN



REVISION:	DATE:	BY:	REVISION:	DATE:	BY:
0	01/09/2025	SC			
1	01/25/2025	SC			
2	01/29/2025	SC			

ELECTRICAL PLAN	
CUSTOMER:	ADDRESS:



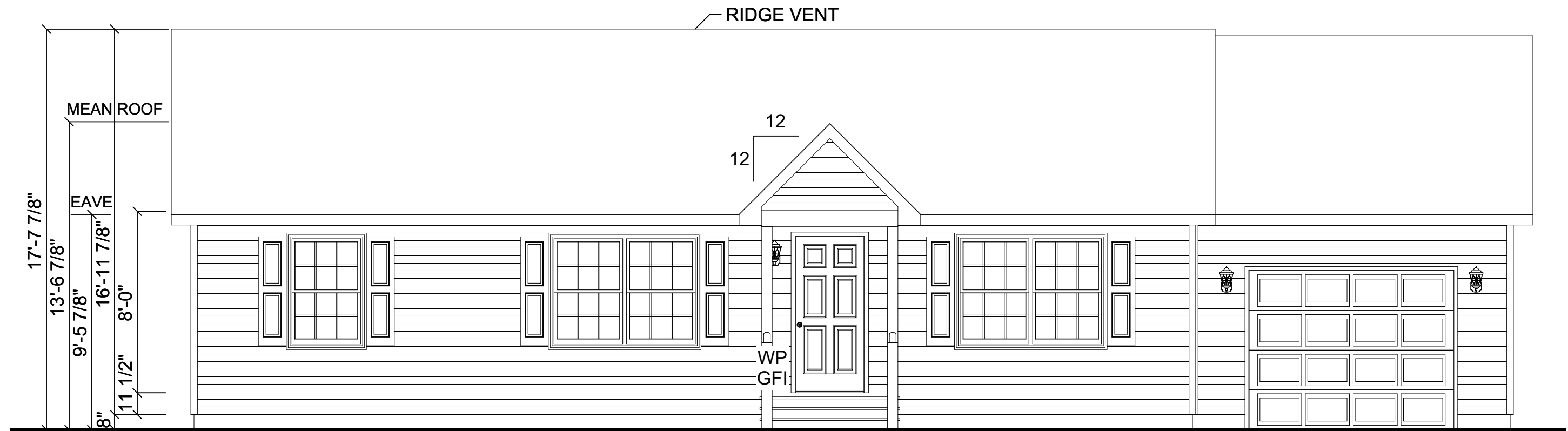
impresa

MODULAR

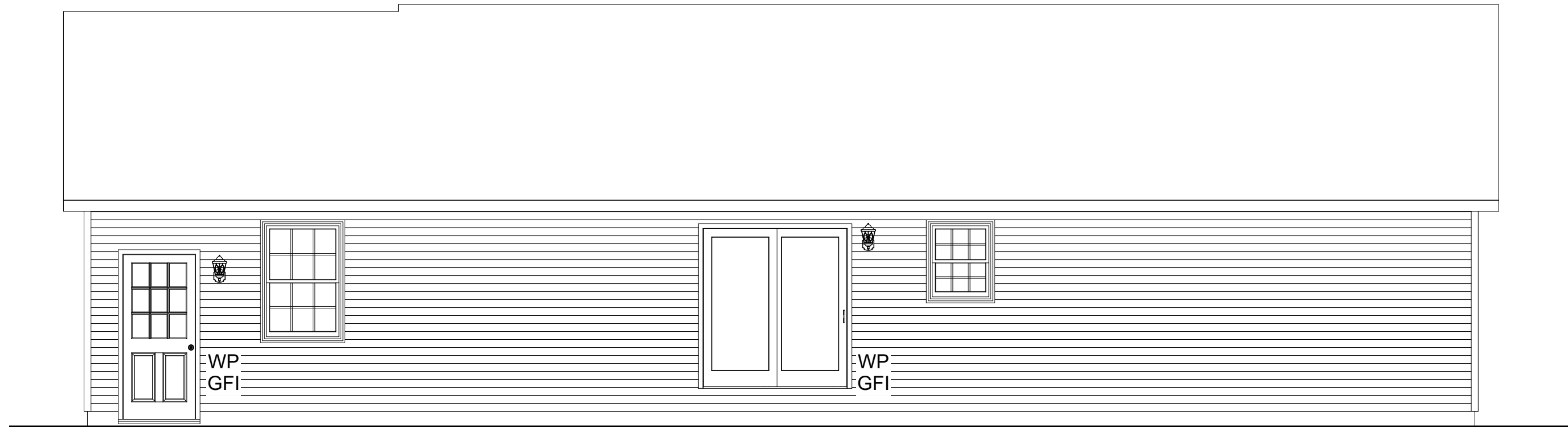
1586 WINCHESTER AVE.  
MARTINSBURG, WV 25405  
FAX: 877-419-2505  
WWW.IMPRESAMODULAR.COM

SCALE:
N.T.S.
SHEET:
1.3

**DISCLAIMER:** THESE DRAWINGS ARE ARTISTS RENDERINGS ONLY AND FINAL PROJECT MAY NOT BE IDENTICAL TO THAT SHOWN HERE. PROPRIETARY WORK PRODUCT AND PROPERTY OF EXPRESS HOMES, INC. DBA IMPRESA MODULAR AND DEVELOPED FOR THE EXCLUSIVE USE OF IMPRESA MODULAR. USE OF THESE DRAWINGS AND CONCEPTS CONTAINED THEREIN WITHOUT WRITTEN PERMISSION OF IMPRESA MODULAR IS PROHIBITED.



## FRONT ELEVATION



## REAR ELEVATION

REVISION:	DATE:	BY: REVISION:	DATE:	BY:
0	01/09/2025	SC		
1	01/25/2025	SC		
2	01/29/2025	SC		

## ELEVATIONS

2000

511



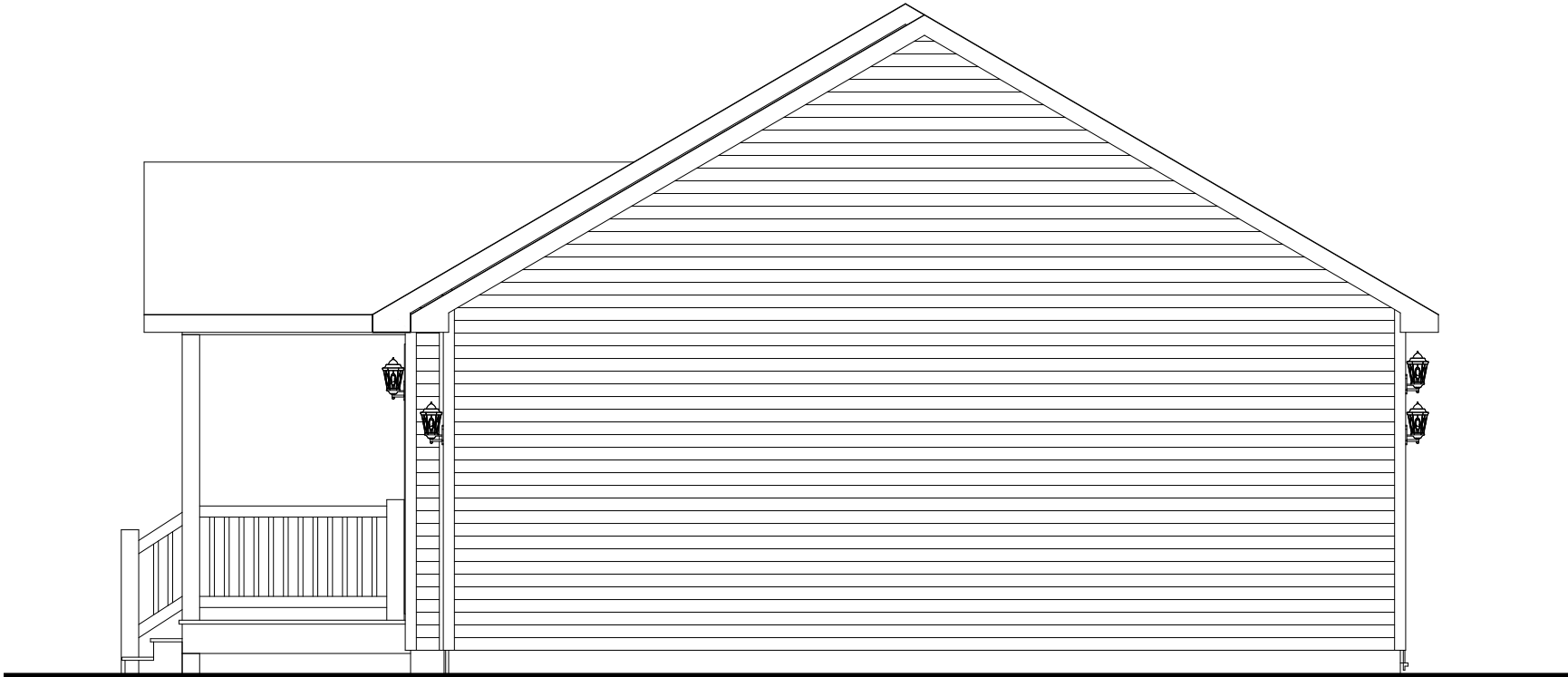
SCALE:

N.T.S.

SHEET:

## 2.0

**DISCLAIMER:** THESE DRAWINGS ARE ARTISTS RENDERINGS ONLY AND FINAL PROJECT MAY NOT BE IDENTICAL TO THAT SHOWN HERE. PROPRIETARY WORK PRODUCT AND PROPERTY OF EXPRESS HOMES, INC. DBA IMPRESA MODULAR AND DEVELOPED FOR THE EXCLUSIVE USE OF IMPRESA MODULAR. USE OF THESE DRAWINGS AND CONCEPTS CONTAINED THEREIN WITHOUT WRITTEN PERMISSION OF IMPRESA MODULAR IS PROHIBITED.



## LEFT ELEVATION

### RIGHT ELEVATION

REVISION.	DATE:	BY:	REVISION:	DATE:	BY:
0	01/09/2025	SC			
1	01/25/2025	SC			
2	01/29/2025	SC			

## ELEVATIONS

**CUSTOMER:**

ADDRESS.



1386 WINCHESTER AVE.  
MARTINSBURG, WV 25405  
FAX: 877-419-2505  
WWW.IMPRESAMODULAR.COM

SCALE:

N.T.S.

SHEET:

## 2.1

**DISCLAIMER:** THESE DRAWINGS ARE ARTISTS RENDERINGS ONLY AND FINAL PROJECT MAY NOT BE IDENTICAL TO THAT SHOWN HERE. PROPRIETARY WORK PRODUCT AND PROPERTY OF EXPRESS HOMES, INC. DBA IMPRESA MODULAR AND DEVELOPED FOR THE EXCLUSIVE USE OF IMPRESA MODULAR. USE OF THESE DRAWINGS AND CONCEPTS CONTAINED THEREIN WITHOUT WRITTEN PERMISSION OF IMPRESA MODULAR IS PROHIBITED.

