









































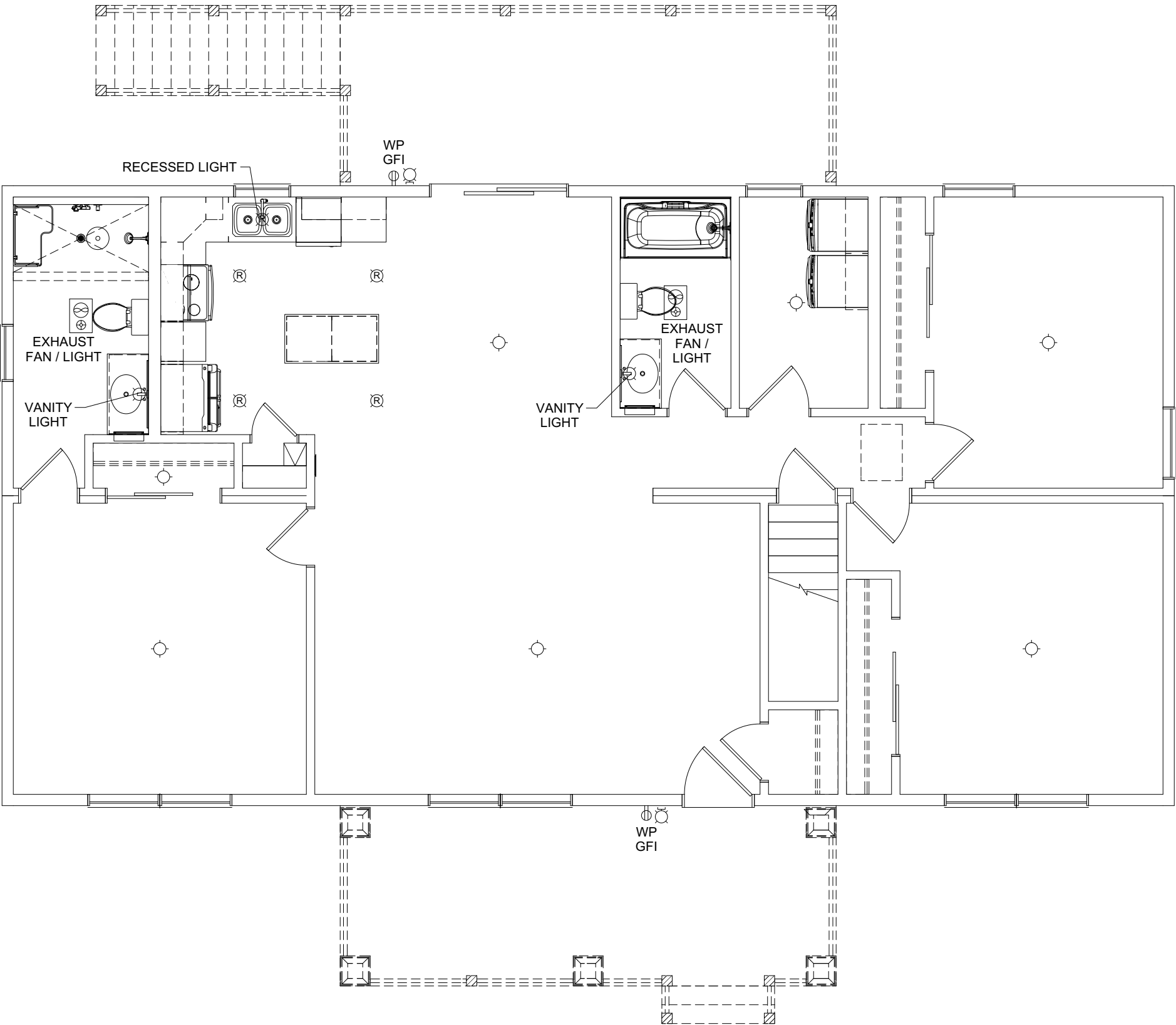
 <p> impresa MODULAR 1586 WINCHESTER AVE. MARTINSBURG, WV 25405 FAX: 877-419-2505 WWW.IMPRESAMODULAR.COM </p>	CUSTOMER:		<div>FOUNDATION PLAN</div>	REVISION:	DATE:	BY:	REVISION:	DATE:	BY:
				0	02/01/2025	SC			
				1	02/14/2025	SC			
	ADDRESS:			2	02/26/2025	SC			
SCALE:									
SHEET:		3/16"=1'-0"							
1.0									

ELECTRICAL LEGEND	
	ELECTRIC PANEL
	METER
	LIGHT SWITCH
	3 WAY LIGHT SWITCH
	4 WAY LIGHT SWITCH
	SINGLE DIMMER LIGHT SWITCH
	3 WAY DIMMER LIGHT SWITCH
	110V DUPLEX RECEPTACLE
	110V DUPLEX SPLIT RECEPTACLE
	EXTERIOR WP GFI OUTLET
	220V DUPLEX RECEPTACLE
	CEILING MOUNTED OUTLET
	FLOOR OUTLET
	QUADRUPLEX RECEPTACLE
	STANDARD CEILING LIGHT
	PENDANT LIGHT
	RECESSED LIGHT
	UNDER CABINET LIGHT
	CHANDELIER LIGHT
	VANITY WALL MOUNT LIGHT
	WALL SCONCE
	EXTERIOR WALL LIGHT
	SPOT LIGHT
	MOTION LIGHT
	FLUORESCENT
	JUNCTION BOX
	EXHAUST FAN
	EXHAUST FAN / LIGHT
	EXHAUST FAN, LIGHT & HEAT
	CEILING FAN OR FAN/LIGHT -SEE PLAN FOR INFO
	SMOKE DETECTOR
	CO/SMOKE DETECTOR
	TV
	PHONE
	HUMIDISTAT
	THERMOSTAT
	ETHERNET
	CABLE
	DOOR CHIME
	DOORBELL
	EMERGENCY LIGHTING
	EXIT SIGN



DISCLAIMER: THESE DRAWINGS ARE ARTISTS RENDERINGS ONLY AND FINAL PROJECT MAY NOT BE IDENTICAL TO THAT SHOWN HERE. PROPRIETARY WORK PRODUCT AND PROPERTY OF EXPRESS HOMES, INC. DBA IMPRESA MODULAR AND DEVELOPED FOR THE EXCLUSIVE USE OF IMPRESA MODULAR. USE OF THESE DRAWINGS AND CONCEPTS CONTAINED THEREIN WITHOUT WRITTEN PERMISSION OF IMPRESA MODULAR IS PROHIBITED.

CUSTOMER:

ADDRESS:

1586 WINCHESTER AVE.
MARTINSBURG, WV 25405
FAX: 877-419-2505
WWW.IMPRESAMODULAR.COM

ELECTRICAL PLAN

REVISION:	DATE:	BY:	REVISION:	DATE:	BY:
0	02/01/2025	SC			
1	02/14/2025	SC			
2	02/26/2025	SC			

SCALE:

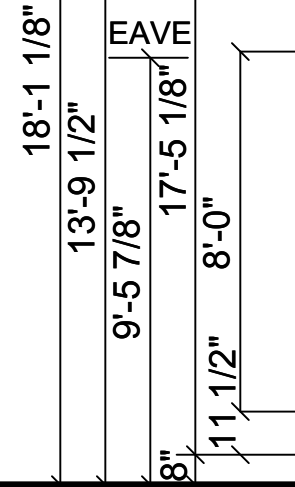
3/16"=1'-0"

SHEET:

1.2

DATE:

BY:



DISCLAIMER: THESE DRAWINGS ARE ARTISTS RENDERINGS ONLY AND FINAL PROJECT MAY NOT BE IDENTICAL TO THAT SHOWN HERE. PROPRIETARY WORK PRODUCT AND PROPERTY OF EXPRESS HOMES, INC. DBA IMPRESA MODULAR AND DEVELOPED FOR THE EXCLUSIVE USE OF IMPRESA MODULAR. USE OF THESE DRAWINGS AND CONCEPTS CONTAINED THEREIN WITHOUT WRITTEN PERMISSION OF IMPRESA MODULAR IS PROHIBITED.



REAR ELEVATION

DISCLAIMER: THESE DRAWINGS ARE ARTISTS RENDERINGS ONLY AND FINAL PROJECT MAY NOT BE IDENTICAL TO THAT SHOWN HERE. PROPRIETARY WORK PRODUCT AND PROPERTY OF EXPRESS HOMES, INC. DBA IMPRESA MODULAR AND DEVELOPED FOR THE EXCLUSIVE USE OF IMPRESA MODULAR. USE OF THESE DRAWINGS AND CONCEPTS CONTAINED THEREIN WITHOUT WRITTEN PERMISSION OF IMPRESA MODULAR IS PROHIBITED.



impresa
MODULAR

1586 WINCHESTER AVE.
MARTINSBURG, WV 25405
FAX: 877-419-2505
WWW.IMPRESAMODULAR.COM

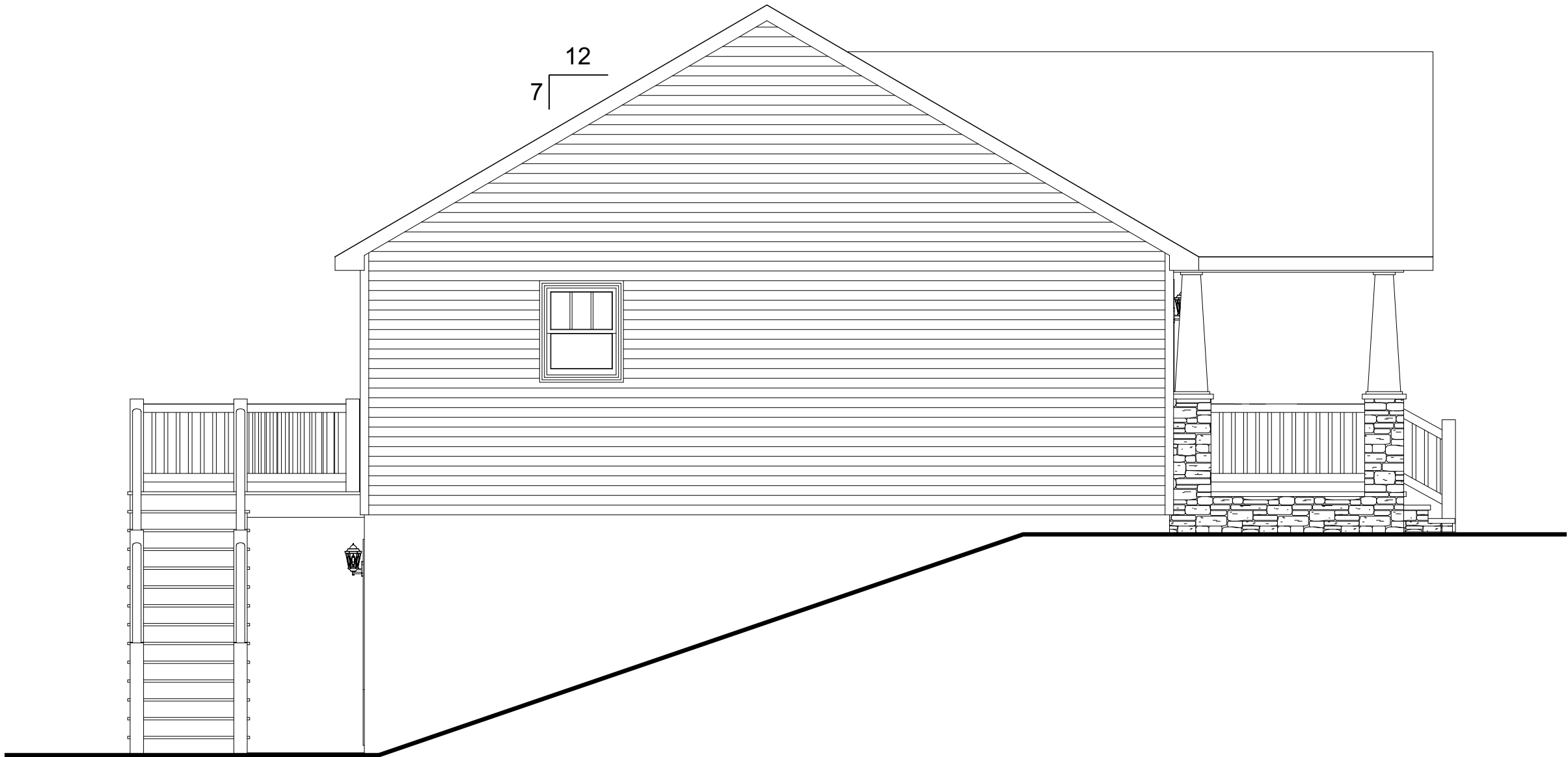
CUSTOMER:

ADDRESS:

ELEVATION

REVISION:	DATE:	BY:	REVISION:	DATE:	BY:
0	02/01/2025	SC			
1	02/14/2025	SC			
2	02/26/2025	SC			

SCALE:
N.T.S.
SHEET:



LEFT ELEVATION

DISCLAIMER: THESE DRAWINGS ARE ARTISTS RENDERINGS ONLY AND FINAL PROJECT MAY NOT BE IDENTICAL TO THAT SHOWN HERE. PROPRIETARY WORK PRODUCT AND PROPERTY OF EXPRESS HOMES, INC. DBA IMPRESA MODULAR AND DEVELOPED FOR THE EXCLUSIVE USE OF IMPRESA MODULAR. USE OF THESE DRAWINGS AND CONCEPTS CONTAINED THEREIN WITHOUT WRITTEN PERMISSION OF IMPRESA MODULAR IS PROHIBITED.

CUSTOMER:		ELEVATION		REVISION:	DATE:	BY:	REVISION:	DATE:	BY:
				0	02/01/2025	SC			
ADDRESS:				1	02/14/2025	SC			
				2	02/26/2025	SC			



impresa
MODULAR

1586 WINCHESTER AVE.
MARTINSBURG, WV 25405
FAX: 877-419-2505
WWW.IMPRESAMODULAR.COM

SCALE:
N.T.S.
SHEET:
2.2



RIGHT ELEVATION

DISCLAIMER: THESE DRAWINGS ARE ARTISTS RENDERINGS ONLY AND FINAL PROJECT MAY NOT BE IDENTICAL TO THAT SHOWN HERE. PROPRIETARY WORK PRODUCT AND PROPERTY OF EXPRESS HOMES, INC. DBA IMPRESA MODULAR AND DEVELOPED FOR THE EXCLUSIVE USE OF IMPRESA MODULAR. USE OF THESE DRAWINGS AND CONCEPTS CONTAINED THEREIN WITHOUT WRITTEN PERMISSION OF IMPRESA MODULAR IS PROHIBITED.



impresa

MODULAR

1586 WINCHESTER AVE.
MARTINSBURG, WV 25405
FAX: 877-419-2505
WWW.IMPRESAMODULAR.COM

CUSTOMER:

ADDRESS:

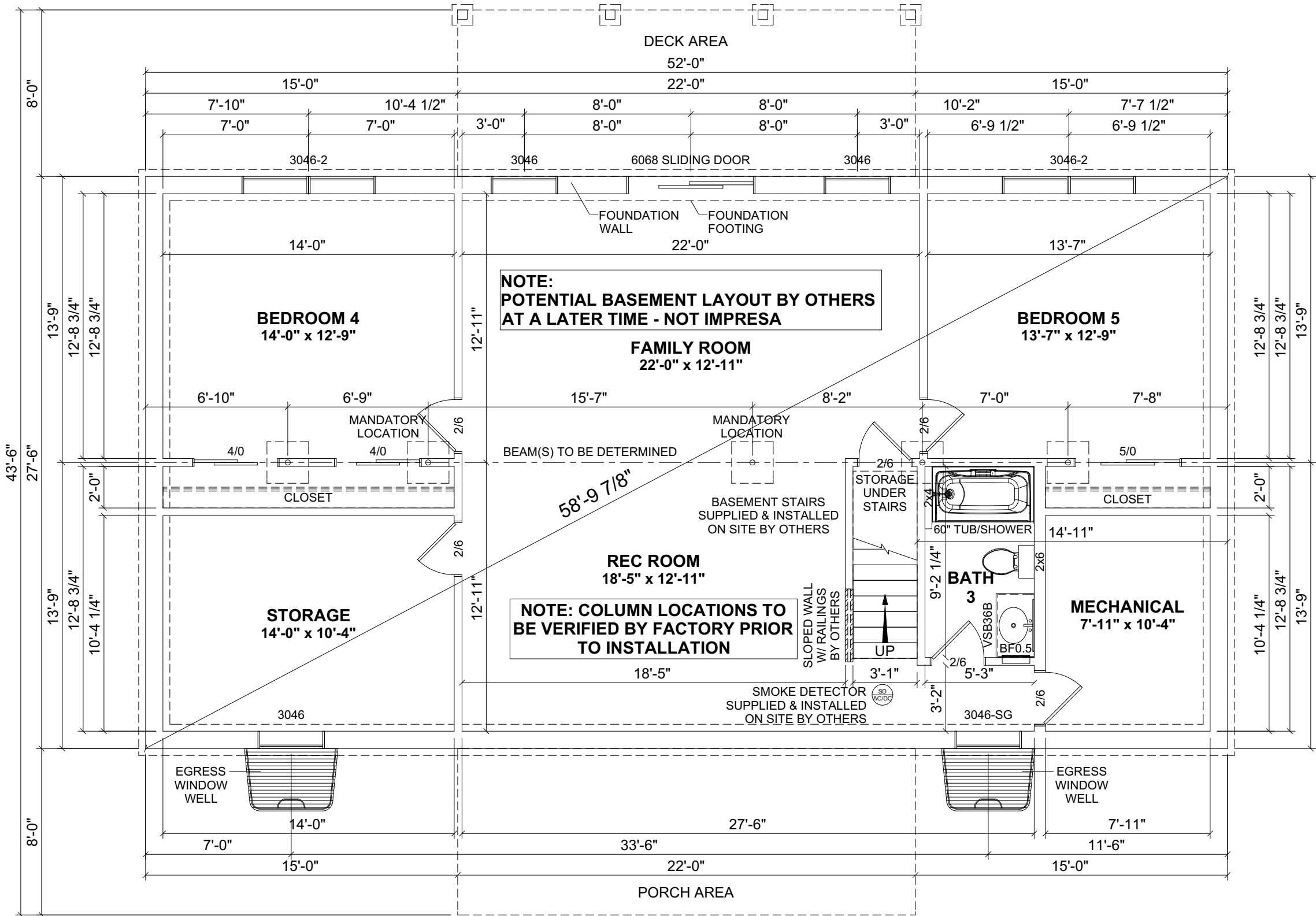
ELEVATION

REVISION:	DATE:	BY:	REVISION:	DATE:	BY:
0	02/01/2025	SC			
1	02/14/2025	SC			
2	02/26/2025	SC			

SCALE:
N.T.S.

SHEET:

2.3



- NOTES:
1. THIS FOUNDATION DRAWING AND NOTES ARE FOR REVIEW ONLY. ACTUAL FOUNDATION DESIGN MAY HAVE TO BE APPROVED BY A PROFESSIONAL ENGINEER OR A REGISTERED ARCHITECT.
 2. ALL CONSTRUCTION AND MATERIALS BELOW THE BOTTOM OF THE FLOOR JOISTS IS THE RESPONSIBILITY OF THE BUILDER. FOUNDATION WALL, FOOTER, LOLLY COLUMNS & PADS ARE ALL TO BE DETERMINED ON-SITE IN ACCORDANCE WITH LOCAL CODES & CONDITIONS.
 3. REINFORCED MASONRY UNIT REQUIRED AT CENTER BEARING LOCATIONS.
 4. LOLLY COLUMNS ARE TO BE SPACED ACCORDING TO SPAN SCHEDULE BASED ON TYPE OF HOUSE, LOCAL SNOW LOAD & WIDTH OF UNIT. ADD'L COLUMNS MAY BE REQ'D & ARE NOTED ON FLOOR PLAN. LOLLY COLUMN SPACING IS BASED ON 1/2"x6"x12" STEEL PLATE BETWEEN COLUMN & CENTER BEAM.
 5. FOUNDATION IS TO BE CONSTRUCTED IN ACCORDANCE w/ALL APPLICABLE CODES.
 6. FOUNDATION SIZES REFLECT WOOD TO WOOD DIMENSIONS OF MODULAR UNITS, ALLOWING SHEATHING AND SIDING TO OVERHANG THE FOUNDATION. IF STYROFOAM IS USED FOUNDATION MAY BE INCREASED IN LENGTH AND WIDTH TO ACCOMODATE.
 7. PERIMETER FLOOR JOISTS TO BE ATTACHED TO SILL PLATE w/16d NAILS AT 16" O.C.
 8. INSTALLATION OF WASHER, DRYER AND/OR WATER HEATER IN BASEMENT PER STATE AND LOCAL CODES IS THE RESPONSIBILITY OF MODULAR MANUFACTURERS, BUILDER.
 9. SMOKE DETECTORS IN BASEMENT SHALL BE THE RESPONSIBILITY OF THE BUILDER TO PROVIDE AND INSTALL. (COIL WIRE IN BSMT BY MODULAR MANUFACTURER, INC)
 10. CRAWL SPACE FOUNDATION REQUIRES A MINIMUM 18"x24" ACCESS OPENING, INSECT & RODENT PROOF CROSS VENTS WITHIN 3' OF CORNERS AND PROVIDE 1/150 OF FLOOR AREA WITH VENTILATION.
 11. SEE MODULAR MANUFACTURERS' SUBMISSION SET PAGE FOR ADDITIONAL NOTES AND DETAILS.

DISCLAIMER: THESE DRAWINGS ARE ARTISTS RENDERINGS ONLY AND FINAL PROJECT MAY NOT BE IDENTICAL TO THAT SHOWN HERE. PROPRIETARY WORK PRODUCT AND PROPERTY OF EXPRESS HOMES, INC. DBA IMPRESA MODULAR AND DEVELOPED FOR THE EXCLUSIVE USE OF IMPRESA MODULAR. USE OF THESE DRAWINGS AND CONCEPTS CONTAINED THEREIN WITHOUT WRITTEN PERMISSION OF IMPRESA MODULAR IS PROHIBITED.

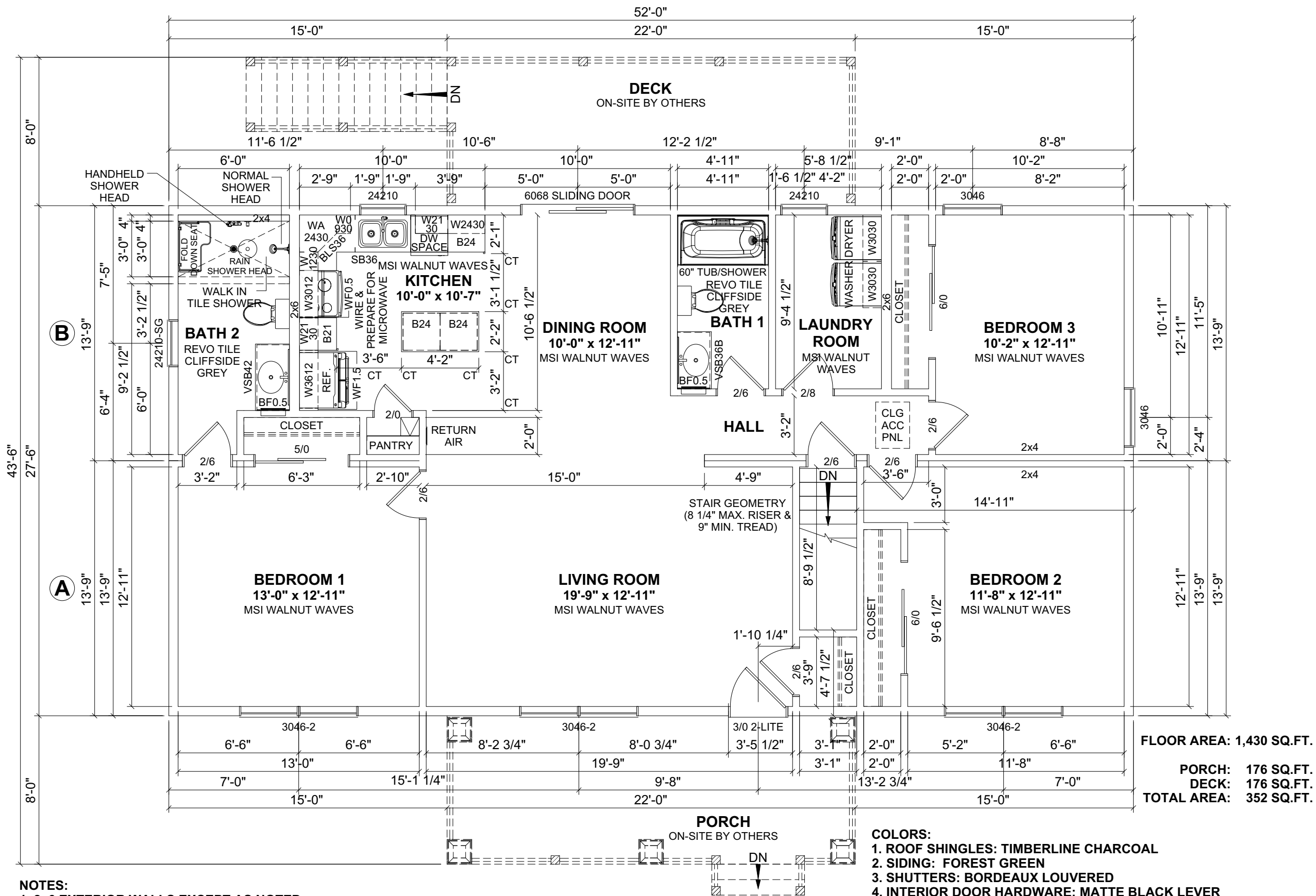
REVISION:	DATE:	BY:	REVISION:	DATE:	BY:
0	02/01/2025	SC			
1	02/14/2025	SC			
2	02/26/2025	SC			

FOUNDATION PLAN		
CUSTOMER:		
ADDRESS:		

**impresa**
MODULAR

1586 WINCHESTER AVE.
MARTINSBURG, WV 25405
FAX: 877-419-2505
WWW.IMPRESAMODULAR.COM

SCALE:
3/16"=1'-0"
SHEET:
3.0



REVISION:	DATE:	BY:	REVISION:	DATE:	BY:
0	02/01/2025	SC			
1	02/14/2025	SC			
2	02/26/2025	SC			

FLOOR PLAN	
CUSTOMER:	
ADDRESS:	

impresa
MODULAR

1586 WINCHESTER AVE.
MARTINSBURG, WV 25405
FAX: 877-419-2505
WWW.IMPRESAMODULAR.COM

SCALE:
3/16"=1'-0"
SHEET:
3.1

DISCLAIMER: THESE DRAWINGS ARE ARTISTS RENDERINGS ONLY AND FINAL PROJECT MAY NOT BE IDENTICAL TO THAT SHOWN HERE. PROPRIETARY WORK PRODUCT AND PROPERTY OF EXPRESS HOMES, INC. DBA IMPRESA MODULAR AND DEVELOPED FOR THE EXCLUSIVE USE OF IMPRESA MODULAR. USE OF THESE DRAWINGS AND CONCEPTS CONTAINED THEREIN WITHOUT WRITTEN PERMISSION OF IMPRESA MODULAR IS PROHIBITED.