
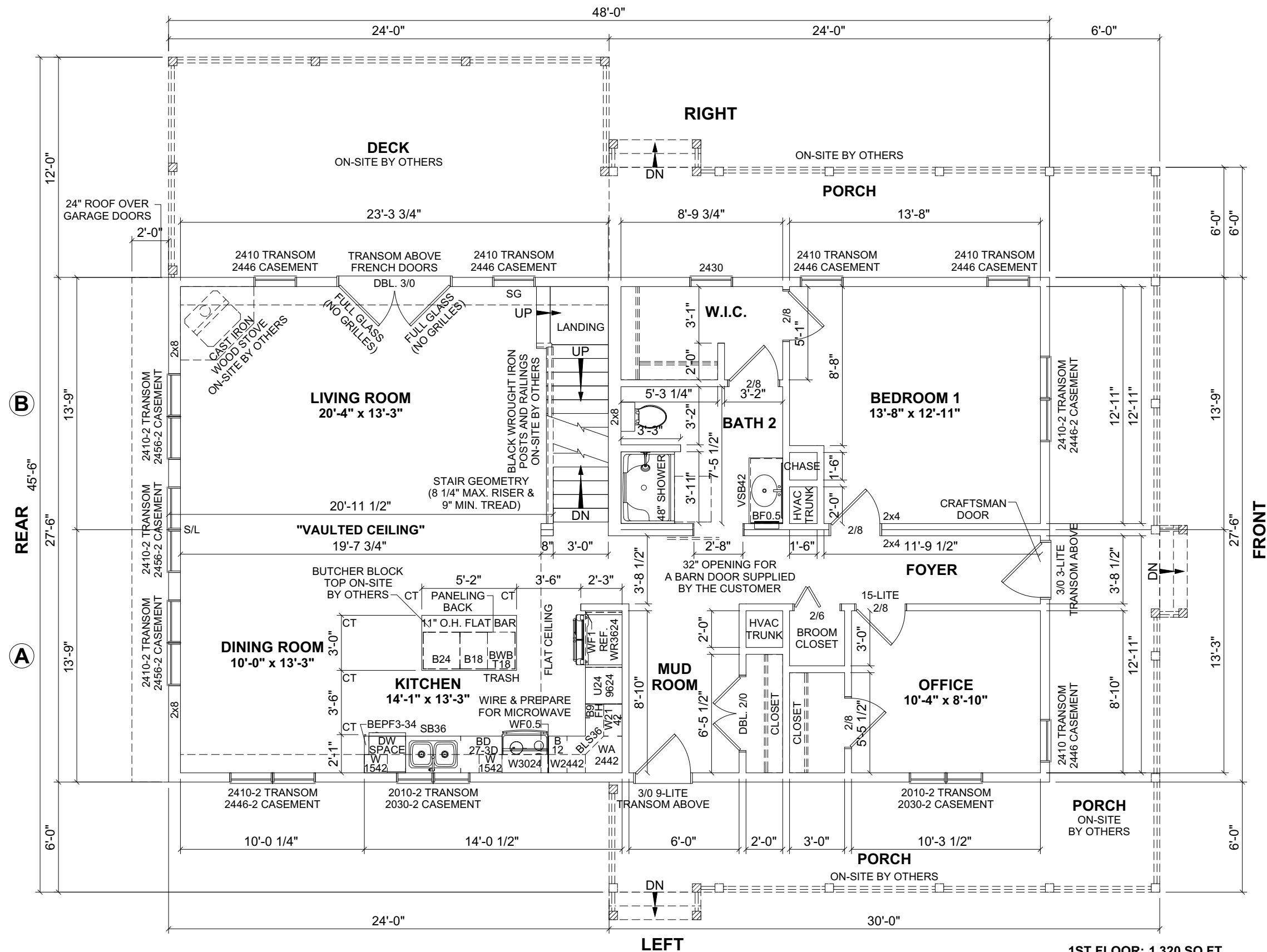


- NOTES:
1. THIS FOUNDATION DRAWING AND NOTES ARE FOR REVIEW ONLY. ACTUAL FOUNDATION DESIGN MAY HAVE TO BE APPROVED BY A PROFESSIONAL ENGINEER OR A REGISTERED ARCHITECT.
 2. ALL CONSTRUCTION AND MATERIALS BELOW THE BOTTOM OF THE FLOOR JOISTS IS THE RESPONSIBILITY OF THE BUILDER. FOUNDATION WALL, FOOTER, LOLLY COLUMNS & PADS ARE ALL TO BE DETERMINED ON-SITE IN ACCORDANCE WITH LOCAL CODES & CONDITIONS.
 3. REINFORCED MASONRY UNIT REQUIRED AT CENTER BEARING LOCATIONS.
 4. LOLLY COLUMNS ARE TO BE SPACED ACCORDING TO SPAN SCHEDULE BASED ON TYPE OF HOUSE, LOCAL SNOW LOAD & WIDTH OF UNIT. ADD'L COLUMNS MAY BE REQ'D & ARE NOTED ON FLOOR PLAN. LOLLY COLUMN SPACING IS BASED ON 1/2"x6"x12" STEEL PLATE BETWEEN COLUMN & CENTER BEAM.
 5. FOUNDATION IS TO BE CONSTRUCTED IN ACCORDANCE w/ALL APPLICABLE CODES.
 6. FOUNDATION SIZES REFLECT WOOD TO WOOD DIMENSIONS OF MODULAR UNITS, ALLOWING SHEATHING AND SIDING TO OVERHANG THE FOUNDATION. IF STYROFOAM IS USED FOUNDATION MAY BE INCREASED IN LENGTH AND WIDTH TO ACCOMODATE.
 7. PERIMETER FLOOR JOISTS TO BE ATTACHED TO SILL PLATE w/16d NAILS AT 16" O.C.
 8. INSTALLATION OF WASHER, DRYER AND/OR WATER HEATER IN BASEMENT PER STATE AND LOCAL CODES IS THE RESPONSIBILITY OF MODULAR MANUFACTURERS, BUILDER.
 9. SMOKE DETECTORS IN BASEMENT SHALL BE THE RESPONSIBILITY OF THE BUILDER TO PROVIDE AND INSTALL. (COIL WIRE IN BSMT BY MODULAR MANUFACTURER, INC)
 10. CRAWL SPACE FOUNDATION REQUIRES A MINIMUM 18"x24" ACCESS OPENING, INSECT & RODENT PROOF CROSS VENTS WITHIN 3' OF CORNERS AND PROVIDE 1/150 OF FLOOR AREA WITH VENTILATION.
 11. SEE MODULAR MANUFACTURERS' SUBMISSION SET PAGE FOR ADDITIONAL NOTES AND DETAILS.

DISCLAIMER: THESE DRAWINGS ARE ARTISTS RENDERINGS ONLY AND FINAL PROJECT MAY NOT BE IDENTICAL TO THAT SHOWN HERE. PROPRIETARY WORK PRODUCT AND PROPERTY OF EXPRESS HOMES, INC. DBA IMPRESA MODULAR AND DEVELOPED FOR THE EXCLUSIVE USE OF IMPRESA MODULAR. USE OF THESE DRAWINGS AND CONCEPTS CONTAINED THEREIN WITHOUT WRITTEN PERMISSION OF IMPRESA MODULAR IS PROHIBITED.

FOUNDATION PLAN	CUSTOMER:	REVISION:	DATE:	BY:	REVISION:	DATE:	BY:
		0	02/21/2025	SC			
	ADDRESS:	1	03/04/2025	SC			
 1586 WINCHESTER AVE. MARTINSBURG, WV 25405 FAX: 877-419-2505 WWW.IMPRESAMODULAR.COM	SCALE:						
	N.T.S.						
	SHEET:						
	1.0						



- NOTES:
1. 2x6 EXTERIOR WALLS EXCEPT AS NOTED.
 2. 2x4 INTERIOR WALLS EXCEPT AS NOTED.
 3. 9'-0" CEILING HEIGHT 1ST FLOOR & 8'-0" CEILING HEIGHT 2ND FLOOR.
 4. CASEMENT WINDOWS.

- COLORS:
1. ROOF: CHARCOAL GREY METAL ROOF
 2. SIDING: DOUBLE 5" CLAPBOARD - SPRUCE
 3. WINDOWS: TAN
 4. FASCIA & SOFFIT: CHARCOAL GREY

1ST FLOOR: 1,320 SQ.FT.
2ND FLOOR: 713 SQ.FT.
TOTAL AREA: 2,033 SQ.FT.

PORCH: 525 SQ.FT.
DECK: 288 SQ.FT.
TOTAL AREA: 813 SQ.FT.

DISCLAIMER: THESE DRAWINGS ARE ARTISTS RENDERINGS ONLY AND FINAL PROJECT MAY NOT BE IDENTICAL TO THAT SHOWN HERE. PROPRIETARY WORK PRODUCT AND PROPERTY OF EXPRESS HOMES, INC. DBA IMPRESA MODULAR AND DEVELOPED FOR THE EXCLUSIVE USE OF IMPRESA MODULAR. USE OF THESE DRAWINGS AND CONCEPTS CONTAINED THEREIN WITHOUT WRITTEN PERMISSION OF IMPRESA MODULAR IS PROHIBITED.

CUSTOMER:

ADDRESS:

impresaMODULAR

1586 WINCHESTER AVE.
MARTINSBURG, WV 25405
FAX: 877-419-2505
WWW.IMPRESAMODULAR.COM

SCALE:
N.T.S.

SHEET:
1.1

FIRST FLOOR PLAN

REAR 45'-6" 27'-6" 13'-9" 13'-9" 6'-0"











































FRONT 27'-6" 13'-9" 13'-3" 6'-0"

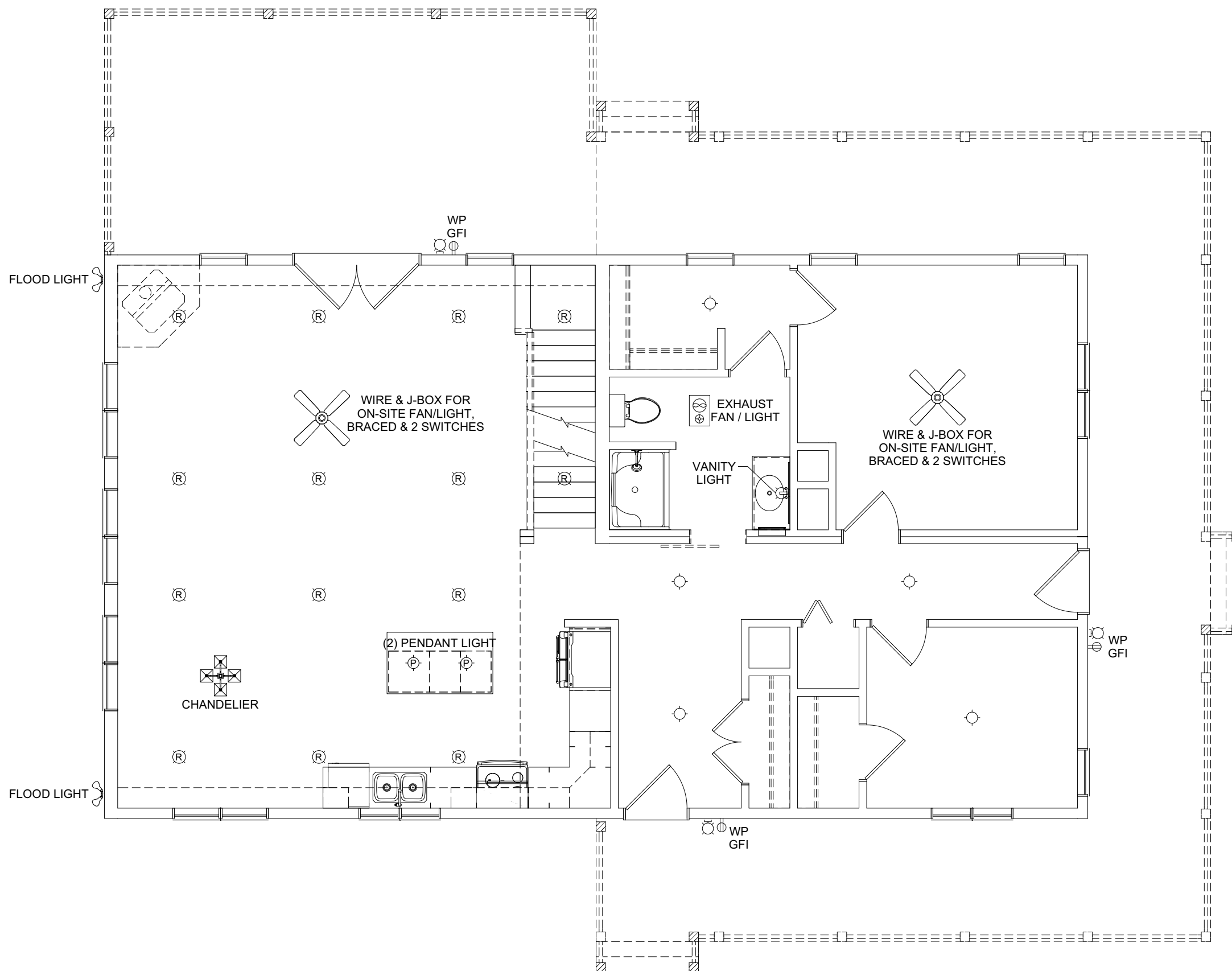
RIGHT 48'-0" 24'-0" 24'-0" 6'-0"


LEFT 24'-0" 30'-0"

REVISION: 0 02/21/2025 SC 1 03/04/2025 SC











































BY: DATE: REVISION: DATE: BY: DATE:

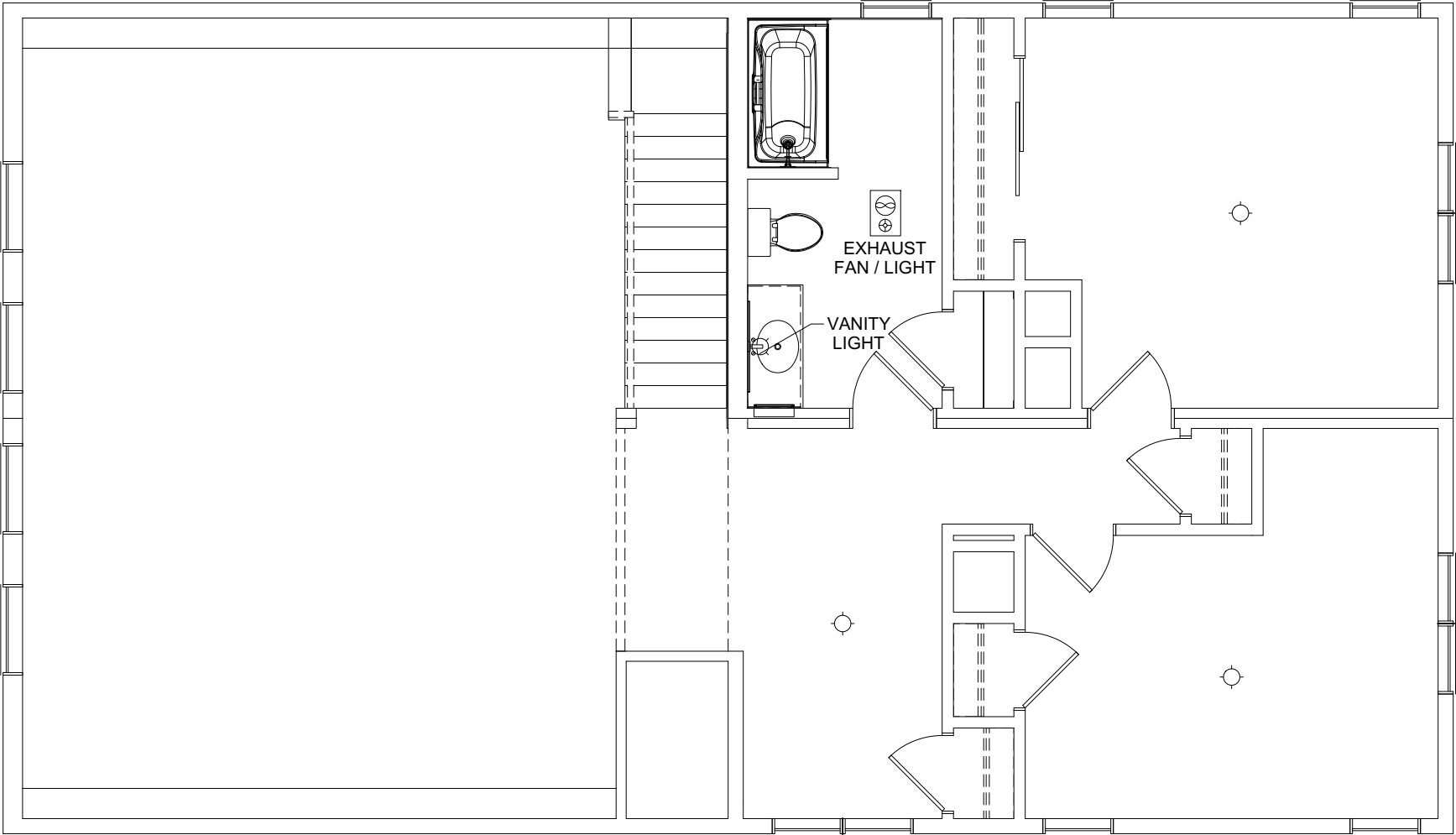
ELECTRICAL LEGEND	
	ELECTRIC PANEL
	METER
	LIGHT SWITCH
	3 WAY LIGHT SWITCH
	4 WAY LIGHT SWITCH
	SINGLE DIMMER LIGHT SWITCH
	3 WAY DIMMER LIGHT SWITCH
	110V DUPLEX RECEPTACLE
	110V DUPLEX SPLIT RECEPTACLE
 WP GFI	EXTERIOR WP GFI OUTLET
	220V DUPLEX RECEPTACLE
	CEILING MOUNTED OUTLET
	FLOOR OUTLET
	QUADRUPLUX RECEPTACLE
	STANDARD CEILING LIGHT
	PENDANT LIGHT
	RECESSED LIGHT
	UNDER CABINET LIGHT
	CHANDELIER LIGHT
	VANITY WALL MOUNT LIGHT
 WALL SCONCE	WALL SCONCE
 EXT. WALL LIGHT	EXTERIOR WALL LIGHT
	SPOT LIGHT
	MOTION LIGHT
	FLUORESCENT
	JUNCTION BOX
	EXHAUST FAN
 EXHAUST FAN / LIGHT	EXHAUST FAN / LIGHT
 EXHAUST FAN, LIGHT & HEAT	EXHAUST FAN, LIGHT & HEAT
	CEILING FAN OR FAN/LIGHT -SEE PLAN FOR INFO
 SD AC/DC	SMOKE DETECTOR
 SD/CO AC/DC	CO/SMOKE DETECTOR
 TV	TV
 PH	PHONE
 H	HUMIDISTAT
 T	THERMOSTAT
 E	ETHERNET
 C	CABLE
 DC	DOOR CHIME
 O	DOORBELL
	EMERGENCY LIGHTING
 EXIT	EXIT SIGN




 1586 WINCHESTER AVE. MARTINSBURG, WV 25405 FAX: 877-419-2505 WWW.IMPRESAMODULAR.COM	CUSTOMER:		FIRST FLOOR ELECTRICAL PLAN	REVISION:	DATE:	BY:	REVISION:	DATE:	BY:
				0	02/21/2025	SC			
				1	03/04/2025	SC			
ADDRESS:									
SCALE:									
SHEET:									
1.3									

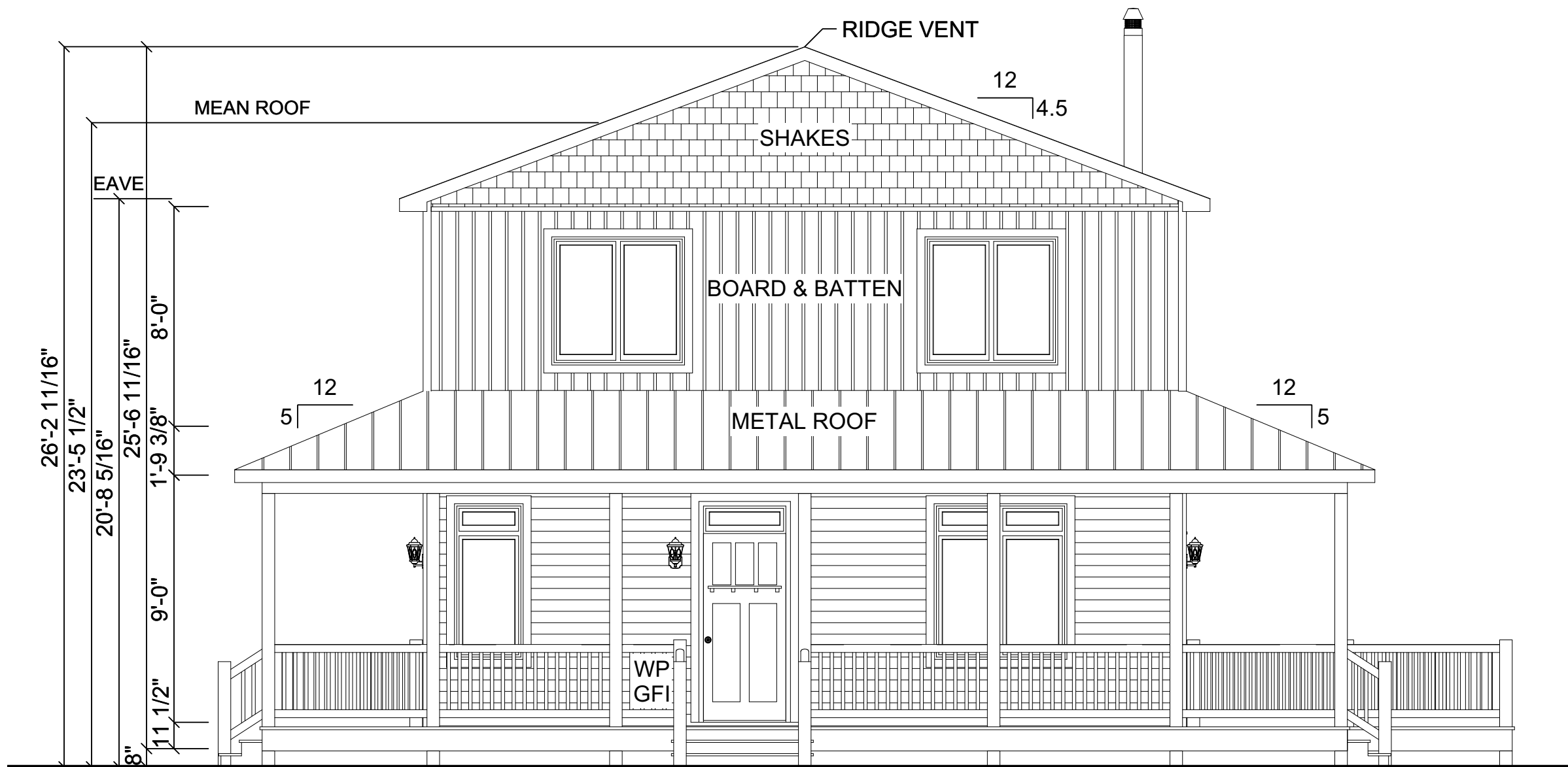
DISCLAIMER: THESE DRAWINGS ARE ARTISTS RENDERINGS ONLY AND FINAL PROJECT MAY NOT BE IDENTICAL TO THAT SHOWN HERE. PROPRIETARY WORK PRODUCT AND PROPERTY OF EXPRESS HOMES, INC. DBA IMPRESA MODULAR AND DEVELOPED FOR THE EXCLUSIVE USE OF IMPRESA MODULAR. USE OF THESE DRAWINGS AND CONCEPTS CONTAINED THEREIN WITHOUT WRITTEN PERMISSION OF IMPRESA MODULAR IS PROHIBITED.

ELECTRICAL LEGEND	
	ELECTRIC PANEL
	METER
	LIGHT SWITCH
	3 WAY LIGHT SWITCH
	4 WAY LIGHT SWITCH
	SINGLE DIMMER LIGHT SWITCH
	3 WAY DIMMER LIGHT SWITCH
	110V DUPLEX RECEPTACLE
	110V DUPLEX SPLIT RECEPTACLE
	EXTERIOR WP GFI OUTLET
	220V DUPLEX RECEPTACLE
	CEILING MOUNTED OUTLET
	FLOOR OUTLET
	QUADRUPLIX RECEPTACLE
	STANDARD CEILING LIGHT
	PENDANT LIGHT
	RECESSED LIGHT
	UNDER CABINET LIGHT
	CHANDELIER LIGHT
	VANITY WALL MOUNT LIGHT
	WALL SCONCE
	EXTERIOR WALL LIGHT
	SPOT LIGHT
	MOTION LIGHT
	FLUORESCENT
	JUNCTION BOX
	EXHAUST FAN
	EXHAUST FAN / LIGHT
	EXHAUST FAN, LIGHT & HEAT
	CEILING FAN OR FAN/LIGHT -SEE PLAN FOR INFO
	SMOKE DETECTOR
	CO/SMOKE DETECTOR
	TV
	PHONE
	HUMIDISTAT
	THERMOSTAT
	ETHERNET
	CABLE
	DOOR CHIME
	DOORBELL
	EMERGENCY LIGHTING
	EXIT SIGN



DISCLAIMER: THESE DRAWINGS ARE ARTISTS RENDERINGS ONLY AND FINAL PROJECT MAY NOT BE IDENTICAL TO THAT SHOWN HERE. PROPRIETARY WORK PRODUCT AND PROPERTY OF EXPRESS HOMES, INC. DBA IMPRESA MODULAR AND DEVELOPED FOR THE EXCLUSIVE USE OF IMPRESA MODULAR. USE OF THESE DRAWINGS AND CONCEPTS CONTAINED THEREIN WITHOUT WRITTEN PERMISSION OF IMPRESA MODULAR IS PROHIBITED.

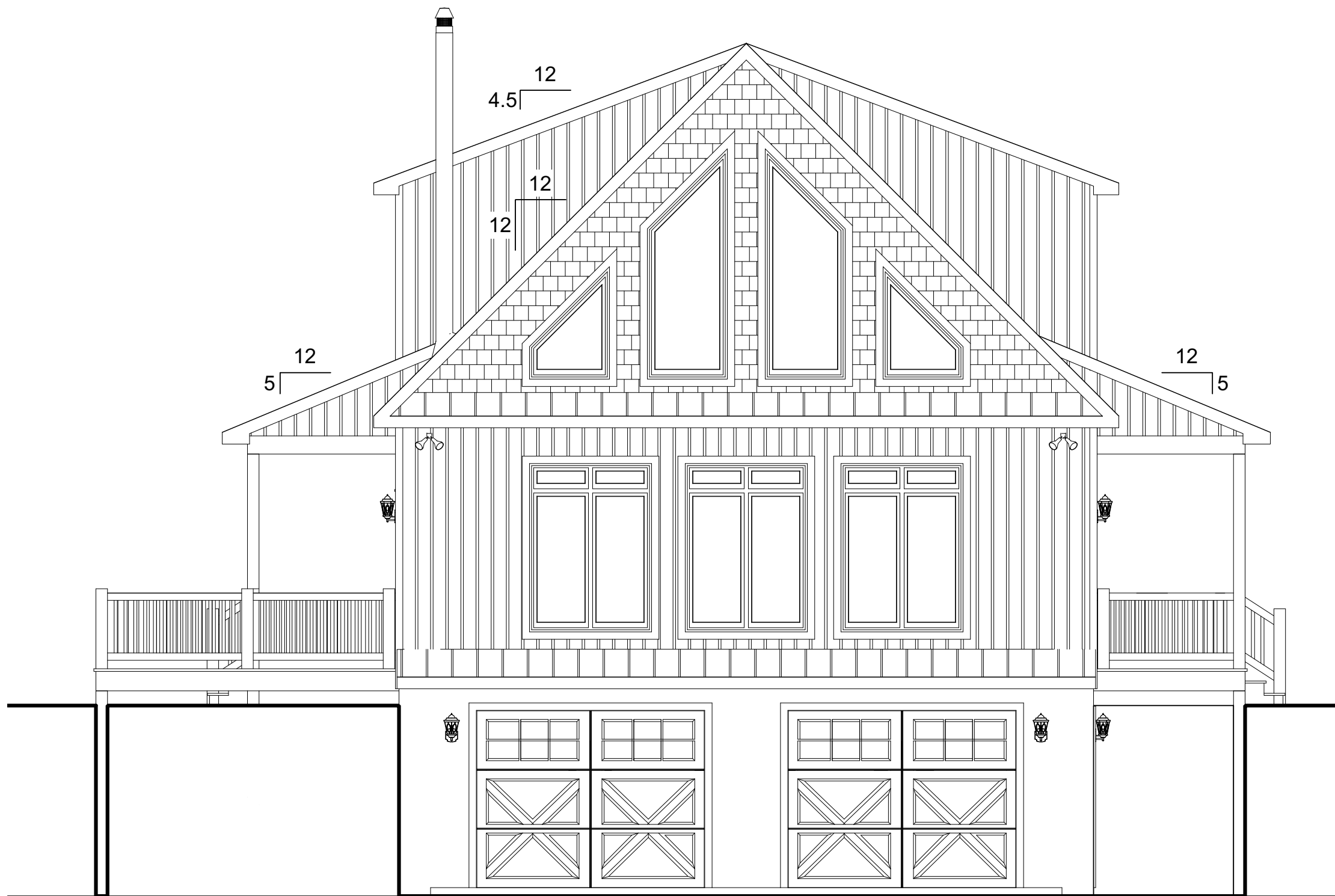
CUSTOMER:	REVISION:	BY:	DATE:	REVISION:	BY:	DATE:	BY:
	0	02/21/2025	SC	1	03/04/2025	SC	
SECOND FLOOR ELECTRICAL PLAN							
ADDRESS:							
 1586 WINCHESTER AVE. MARTINSBURG, WV 25405 FAX: 877-419-2505 WWW.IMPRESAMODULAR.COM							
SCALE:							
3/16"=1'-0"							
SHEET:							
1.4							



FRONT ELEVATION

CUSTOMER:		REVISION:	DATE:	BY:	REVISION:	DATE:	BY:
		0	02/21/2025	SC			
		1	03/04/2025	SC			
ADDRESS:							
ELEVATION							
SCALE:							
SHEET:							
2.0							


DISCLAIMER: THESE DRAWINGS ARE ARTISTS RENDERINGS ONLY AND FINAL PROJECT MAY NOT BE IDENTICAL TO THAT SHOWN HERE. PROPRIETARY WORK PRODUCT AND PROPERTY OF EXPRESS HOMES, INC. DBA IMPRESA MODULAR AND DEVELOPED FOR THE EXCLUSIVE USE OF IMPRESA MODULAR. USE OF THESE DRAWINGS AND CONCEPTS CONTAINED THEREIN WITHOUT WRITTEN PERMISSION OF IMPRESA MODULAR IS PROHIBITED.



REAR ELEVATION

REVISION:	DATE:	BY:	REVISION:	DATE:	BY:
0	02/21/2025	SC			
1	03/04/2025	SC			

ELEVATION					
CUSTOMER:			ADDRESS:		

**impresa**
MODULAR

1586 WINCHESTER AVE.
MARTINSBURG, WV 25405
FAX: 877-419-2505
WWW.IMPRESAMODULAR.COM

SCALE:
N.T.S.
SHEET:
2.1

DISCLAIMER: THESE DRAWINGS ARE ARTISTS RENDERINGS ONLY AND FINAL PROJECT MAY NOT BE IDENTICAL TO THAT SHOWN HERE. PROPRIETARY WORK PRODUCT AND PROPERTY OF EXPRESS HOMES, INC. DBA IMPRESA MODULAR AND DEVELOPED FOR THE EXCLUSIVE USE OF IMPRESA MODULAR. USE OF THESE DRAWINGS AND CONCEPTS CONTAINED THEREIN WITHOUT WRITTEN PERMISSION OF IMPRESA MODULAR IS PROHIBITED.



LEFT ELEVATION

DISCLAIMER: THESE DRAWINGS ARE ARTISTS RENDERINGS ONLY AND FINAL PROJECT MAY NOT BE IDENTICAL TO THAT SHOWN HERE. PROPRIETARY WORK PRODUCT AND PROPERTY OF EXPRESS HOMES, INC. DBA IMPRESA MODULAR AND DEVELOPED FOR THE EXCLUSIVE USE OF IMPRESA MODULAR. USE OF THESE DRAWINGS AND CONCEPTS CONTAINED THEREIN WITHOUT WRITTEN PERMISSION OF IMPRESA MODULAR IS PROHIBITED.

**impresa**
MODULAR

1586 WINCHESTER AVE.
MARTINSBURG, WV 25405
FAX: 877-419-2505
WWW.IMPRESAMODULAR.COM

CUSTOMER:

ADDRESS:


ELEVATION

REVISION:	DATE:	BY:	REVISION:	DATE:	BY:
0	02/21/2025	SC			
1	03/04/2025	SC			



RIGHT ELEVATION

DISCLAIMER: THESE DRAWINGS ARE ARTISTS RENDERINGS ONLY AND FINAL PROJECT MAY NOT BE IDENTICAL TO THAT SHOWN HERE. PROPRIETARY WORK PRODUCT AND PROPERTY OF EXPRESS HOMES, INC. DBA IMPRESA MODULAR AND DEVELOPED FOR THE EXCLUSIVE USE OF IMPRESA MODULAR. USE OF THESE DRAWINGS AND CONCEPTS CONTAINED THEREIN WITHOUT WRITTEN PERMISSION OF IMPRESA MODULAR IS PROHIBITED.

**impresa**
MODULAR

1586 WINCHESTER AVE.
MARTINSBURG, WV 25405
FAX: 877-419-2505
WWW.IMPRESAMODULAR.COM

CUSTOMER:

ADDRESS:

ELEVATION

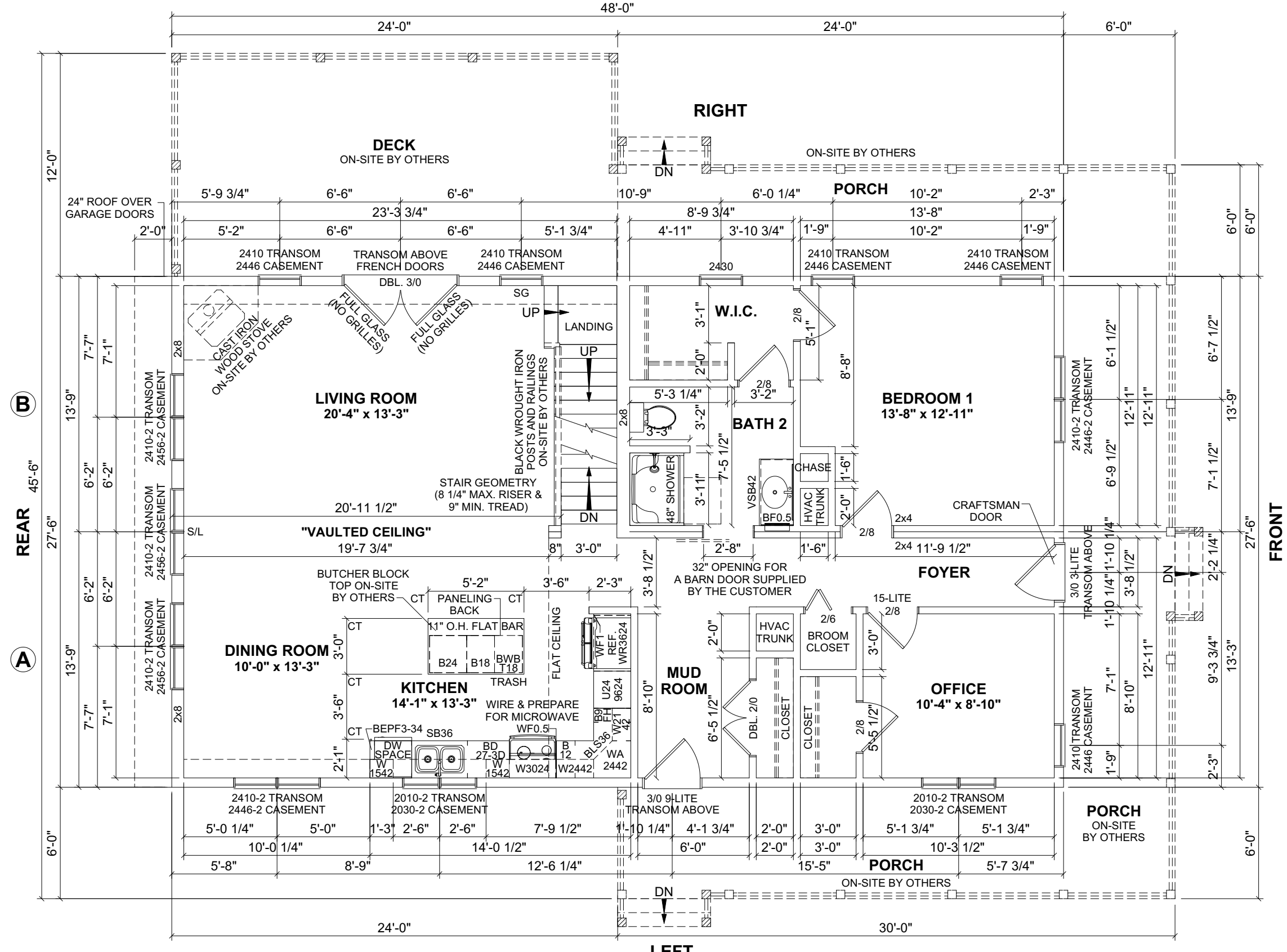
REVISION:	DATE:	BY:	REVISION:	DATE:	BY:
0	02/21/2025	SC			
1	03/04/2025	SC			

SCALE:

N.T.S.

SHEET:

2.3




- NOTES:
1. 2x6 EXTERIOR WALLS EXCEPT AS NOTED.
 2. 2x4 INTERIOR WALLS EXCEPT AS NOTED.
 3. 9'-0" CEILING HEIGHT 1ST FLOOR & 8'-0" CEILING HEIGHT 2ND FLOOR.
 4. CASEMENT WINDOWS.

- COLORS:
1. ROOF: CHARCOAL GREY METAL ROOF
 2. SIDING: DOUBLE 5" CLAPBOARD - SPRUCE
 3. WINDOWS: TAN
 4. FASCIA & SOFFIT: CHARCOAL GREY

1ST FLOOR: 1,320 SQ.FT.
2ND FLOOR: 713 SQ.FT.
TOTAL AREA: 2,033 SQ.FT.

PORCH: 525 SQ.FT.
DECK: 288 SQ.FT.
TOTAL AREA: 813 SQ.FT.

DISCLAIMER: THESE DRAWINGS ARE ARTISTS RENDERINGS ONLY AND FINAL PROJECT MAY NOT BE IDENTICAL TO THAT SHOWN HERE. PROPRIETARY WORK PRODUCT AND PROPERTY OF EXPRESS HOMES, INC. DBA IMPRESA MODULAR AND DEVELOPED FOR THE EXCLUSIVE USE OF IMPRESA MODULAR. USE OF THESE DRAWINGS AND CONCEPTS CONTAINED THEREIN WITHOUT WRITTEN PERMISSION OF IMPRESA MODULAR IS PROHIBITED.

CUSTOMER:	REVISION:	BY:	DATE:	REVISION:	BY:	DATE:	BY:
	0		02/21/2025	SC			
	1		03/04/2025	SC			
FIRST FLOOR PLAN							
ADDRESS:							
 impresa MODULAR 1586 WINCHESTER AVE. MARTINSBURG, WV 25405 FAX: 877-419-2505 WWW.IMPRESAMODULAR.COM							
SCALE:							
N.T.S.							
SHEET:							
3.0							

